



1. Bay Connector (sold separately) 2. Upright Connector | 3. Plastic Foot

scan for
videos / assemblystoragecatalogue.co.uk
/clicka

CLICKA SHELVING

Clicka shelving offers two shelf capacities which offers a solution to your storage needs, as well as your budget.

It is simple to erect yet has all the strength you are likely to require and is available in 175kg or 265kg shelf capacities. Manufactured with high quality materials and finish, you can have peace of mind that our Clicka system has been tested and certified to the highest European standards – GS TUV.







Whether you are fitting out the home or workplace, with two colour options of blue/grey or all white you can choose a finish that best matches the environment.

- **Best value shelving system**
Choose either 175kg or 265kg shelf capacity at great prices
- **Superior quality and strength**
Robust and strong – Fully tested and certified by GS TUV
- **Easy to assemble and re-configure**
Build a bay in less than 10 minutes with just a rubber mallet
- **Fast 48hr delivery**
There when you want it – without fail
- **Will suit any application**
A versatile range, ideal for home, office, garage or storeroom



Our best value shelving – compare our quality and our prices



 Heights	 Widths	 Depths	 Application	 Construction	 Loadings
<p>Clicka 175 height (mm) 1770</p> <p>Clicka 265 height (mm) 1770</p> <p>Uprights come split into two – allowing the system to be packed flat and used as two benches if required.</p>	<p>Clicka 175 width (mm) 900</p> <p>Clicka 265 widths (mm) 900, 1200</p>	<p>Clicka 175 depths (mm) 300, 450, 600</p> <p>Clicka 265 depths (mm) 300, 450, 600</p>	<p>Environment Garage, Storeroom or Office</p> <p>Usage General Shelving, Archive, Workbench</p>	<p>Split Uprights: Steel Blue RAL5002 White RAL9010</p> <p>Beams: Steel Grey RAL7038 White RAL9010</p> <p>Clicka 175 Shelves 5x Chipboard 8mm</p> <p>Clicka 265 Shelves 5x MDF 8mm</p>	<p>Clicka 175 Max Bay Load 875kg</p> <p>Clicka 175 Shelf Load up to 175kg UDL</p> <p>Clicka 265 Max Bay Load 1325kg</p> <p>Clicka 265 Shelf Load up to 265kg UDL</p>

Clicka 175 is also available in stylish 'White'



Clicka 175 White 1770 x 900 x 300

Clicka 175 Blue/Grey 1770 x 900 x 450

Clicka 175 White			
H x W x D (mm)	Code	Shelf Load (kg)	Price
1770 x 900 x 300	CL175/WWC	175kgs	£59.30
1770 x 900 x 450	CL175W/SGC	175kgs	£67.20
1770 x 900 x 600	CL175LW/SGC	175kgs	£75.75

Clicka 175 Blue/Grey			
H x W x D (mm)	Code	Shelf Load (kg)	Price
1770 x 900 x 300	CL175/BL/SGC	175kgs	£59.30
1770 x 900 x 450	CL175B/SGC	175kgs	£67.20
1770 x 900 x 600	CL175G/SGC	175kgs	£75.75

Build it your way

Our most popular shelving kit is also available in a bright white finish making it ideal for the office and other environments. The simple to build and sturdy construction allows Clicka to solve any storage problem. Choose to build as one full height bay or as one low storage unit and a workbench.



Clicka 175 White split into two workbenches

Rubber Mallet



Mallet

£4.05

Bay Connector



Connect two bays back to back or side by side to create a run of bays

CLB/CLIP Set of 4

£3.60

Each bay is delivered flat-packed. Price includes Uprights, upright connectors, plastic feet, beams, shelf supports and chipboard shelves

Clicka systems are built with split uprights so instead of a bay, you can build two light duty workbenches.

Clicka 265 has all the strength you will ever need

Need more levels?



KWIKRACK

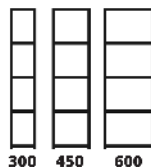
TURN TO **PAGE 10**



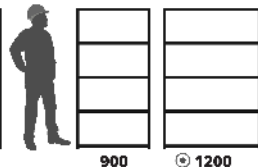
Clicka 265 Archive 1770 x 1200 x 450 with 15 archive boxes

Available Sizes

Depths (mm)



Widths (mm)



Clicka 265			
H x W x D (mm)	Code	Shelf Load(kg)	Price
1770 x 900 x 300	CL265A/BG	265kgs	£71.65
1770 x 900 x 450	CL265B/BG	265kgs	£81.20
1770 x 900 x 600	CL265C/BG	265kgs	£91.20
1770 x 1200 x 300	CL265D/BG	265kgs	£83.80
1770 x 1200 x 450	CL265E/BG	265kgs	£95.55
1770 x 1200 x 600	CL265F/BG	265kgs	£108.10

Clicka 265 with 15 Archive Boxes

H x W x D (mm)	Code	Shelf Load (kg)	Price
1770 x 1200 x 450	CL265L/AK15	265kgs	£149.05

Each bay is delivered flat packed. Price includes uprights, upright connectors, plastic feet, beams, shelf supports and MDF shelves. The Archive bay includes 15x flat packed archive boxes with lids.

If you need more versatile but similar shelving, check out our J Rivet on p.24-25.



CLICKA SHELVING